

Brushless DC Motor

	B1625M	Output Power 输出功率: 0.1W~1W	Weight 重量: 18g (Approx.)
	Brushless DC Motor-Typical Application 直流无刷电机-典型应用 Home Application: White Goods, Small Appliance, Kitchen Appliance, Smart Home, Micro Actuator 家用电器：白色家电，小家电，厨房电器，智能家居，微型致动器 Automobile Parts: Micro Pump, Switcher 汽车部件：微型泵，切换器 Medical Apparatus: Medical Pump, Liquid Pump, Gas Pump 医疗器械：医疗泵，液泵、气泵 Industry Equipment: Micro Pump, Micro Valve, Instrument, Meter 电动工具：微型泵，微型阀门，仪器仪表 Business Equipment: Printer, Copier, Projector, Scanner, Cash Register 商业设备：打印机，复印机，投影机，扫描仪，点钞机 Personal Care: Skin Care, Beauty Apparatus 个人护理：皮肤护理、美容器材		

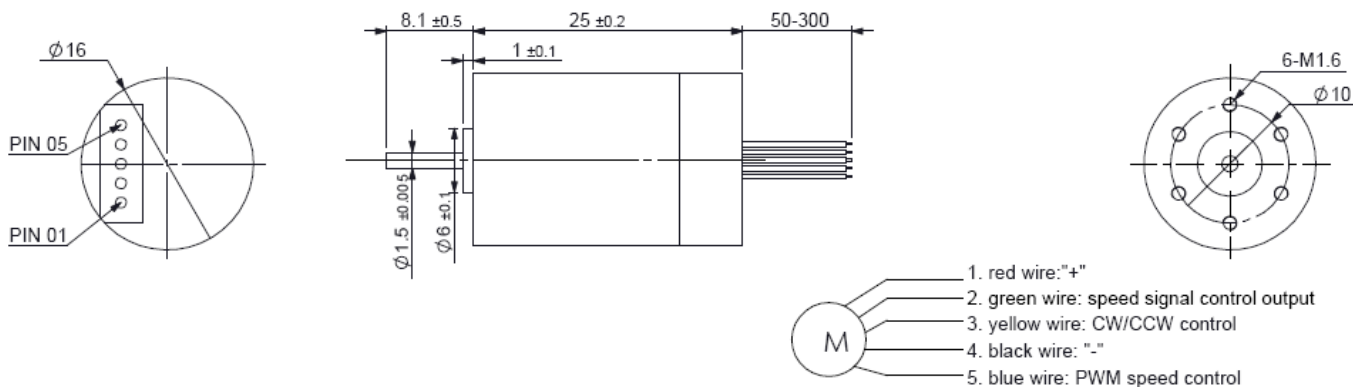
Model 型号	电压 Voltage(V)		No Load 空载		Rated Load 额定负载			Starting 起动		
	Operating Range	Rated	Speed (rpm)	Current (A)	Torque (mNm)	Speed (rpm)	Current (A)	Output P. (W)	Torque (mNm)	Current (A)
B1625M-S01	5-12	6	7860	0.045	0.687	6390	0.144	0.46	3.66	0.57
B1625M-S02	5-12	9	7810	0.032	0.687	6480	0.098	0.466	4.01	0.42
B1625M-S03	8-26	12	7850	0.034	0.687	6690	0.080	0.482	4.67	0.35

Characteristic: CW & CCW, Signal function available, Locked rotor protection, Stepless speed regulation, Low noise, Low EMI, Long life 10000-50000hrs **特征：**双转向，信号功能，锁定保护，无极调速，低噪音，低电磁干扰，超长寿命 10000-50000 小时

Notice: Data in this typical specification sheet are for other certain customer. Voltage, rated torque, speed, current, power and shaft extension feature & dimension can be changed to meet customer specific requirement.

注意：上述规格仅针对特定客户，电压、扭矩、转速、电流、功率、输出轴的特征和尺寸等都可以按照客户的特殊要求进行调整。

Outline Drawing 外形图:



Usable machine screw length 1.5mm max. from motor mounting surface

Unit: Millimeter

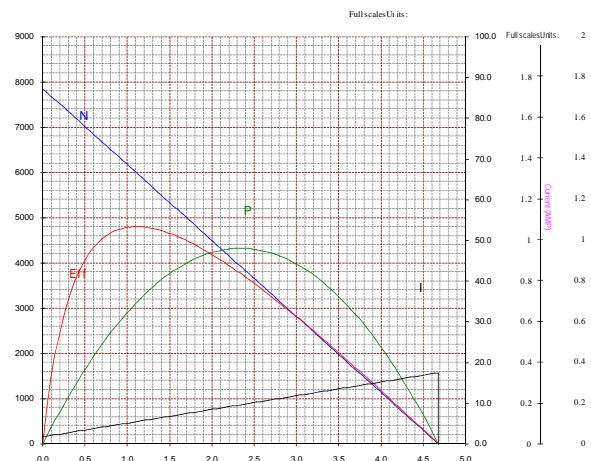
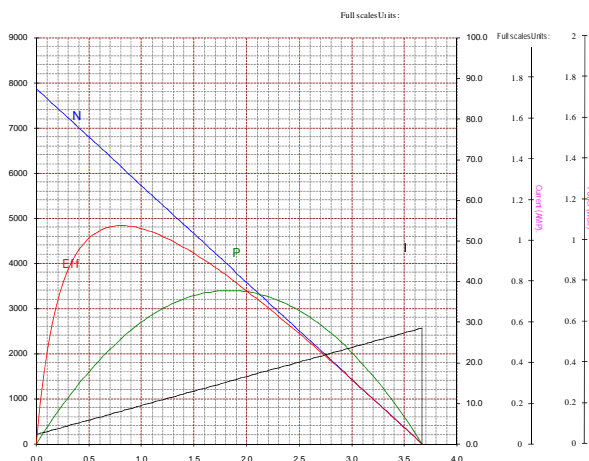
Performance Curve 性能曲线:

B1625M-S01


6V

B1625M-S03

12V



Brushless DC Motor

	B2238M	Output Power 输出功率: 1W~6W	Weight 重量: 54g (Approx.)
	Brushless DC Motor-Typical Application 直流无刷电机-典型应用 Home Application: Small Appliance, Electric Curtain, Electric Windows/Door, Small Cross-flow Fan 家用电器：小家电，电动窗帘，电动门窗，小型贯流风机 Medical Apparatus: Medical Pump, Surgery Tools, Medical Stirrer, centrifugal Machine 医疗器械： 医疗泵，手术器械，搅拌机，离心机 Industry Facilities: Printing Machine, Binding Machine, Cutting Machine, Electric Valve 工业设备： 印刷机，装订机，裁剪机，电动阀门 Business Equipment: Cash Register, ATM, TV set Frame 商业设备：点钞机，ATM机，电视机架 Personal Care: Massager, Vibrator, Malaxation Apparatus, Scrub Apparatus 个人护理：按摩器，震动器，揉捏器，磨砂器		

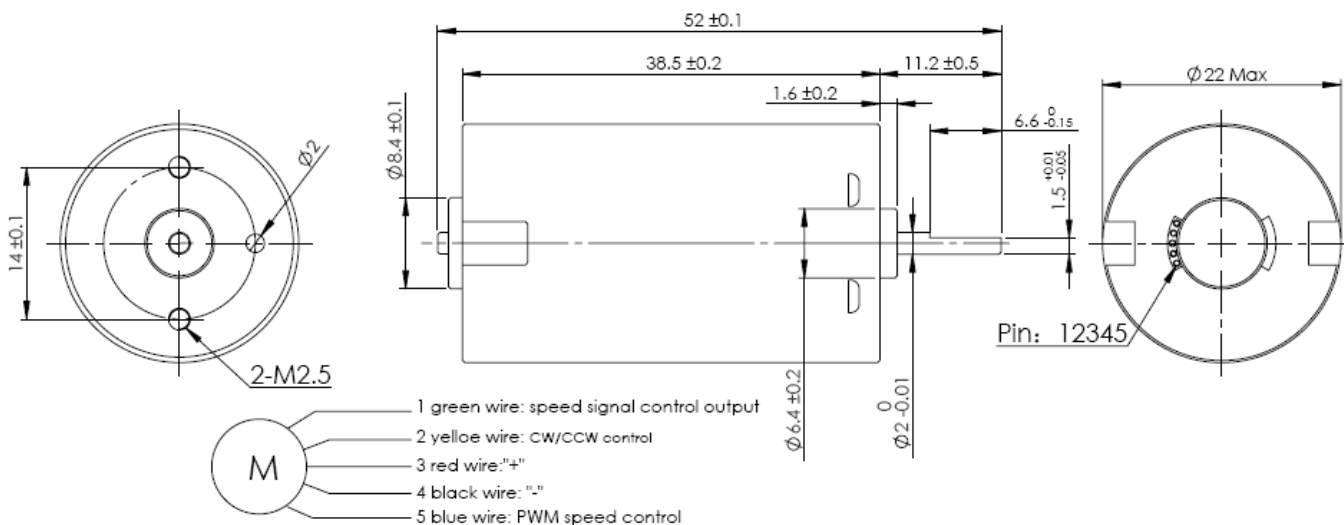
Model 型号 (Brushless DC 无刷)	电压 Voltage(V)		No Load 空载		Rated Load 额定负载				Starting 启动	
	Operating Range	Rated	Speed (rpm)	Current (A)	Torque (mNm)	Speed (rpm)	Current (A)	Output P. (W)	Torque (mNm)	Current (A)
B2238M-S01	5-8	6	4000	0.09	4.61	3075	0.45	1.49	20.0	1.20
B2238M-S02	8-26	12	4480	0.04	3.92	3490	0.19	1.44	17.7	0.72
B2238M-S03	8-26	24	9980	0.08	5.886	8090	0.33	4.98	30.7	1.38

Characteristic: CW & CCW, Signal function available, Locked rotor protection, Stepless speed regulation, Low noise, Low EMI, Long life 10000-30000hrs
特征：双转向，信号功能，锁定保护，无级调速，低噪音，低电磁干扰，超长寿命 10000-30000 小时

Notice: Data in this typical specification sheet are for other certain customer. Voltage, rated torque, speed, current, power and shaft extension feature & dimension can be changed to meet customer specific requirement.

注意：上述规格仅针对特定客户，电压、扭矩、转速、电流、功率、输出轴的特征和尺寸等都可以按照客户的特殊要求进行调整。

Outline Drawing 外形图:



Usable machine screw length 2.5mm max. from motor mounting surface

Unit: Millimeter

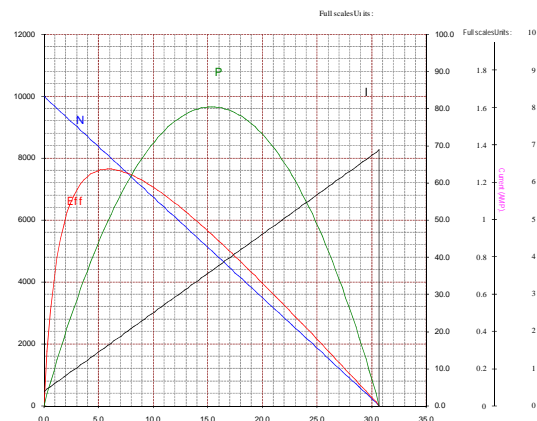
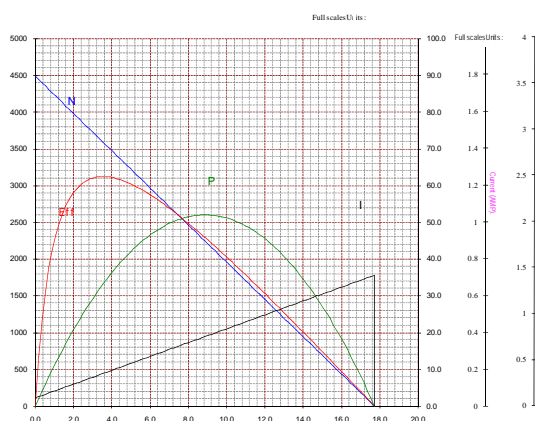
Performance Curve 性能曲线:

B2238M-S02

12V

B2238M-S03

24V



Brushless DC Motor

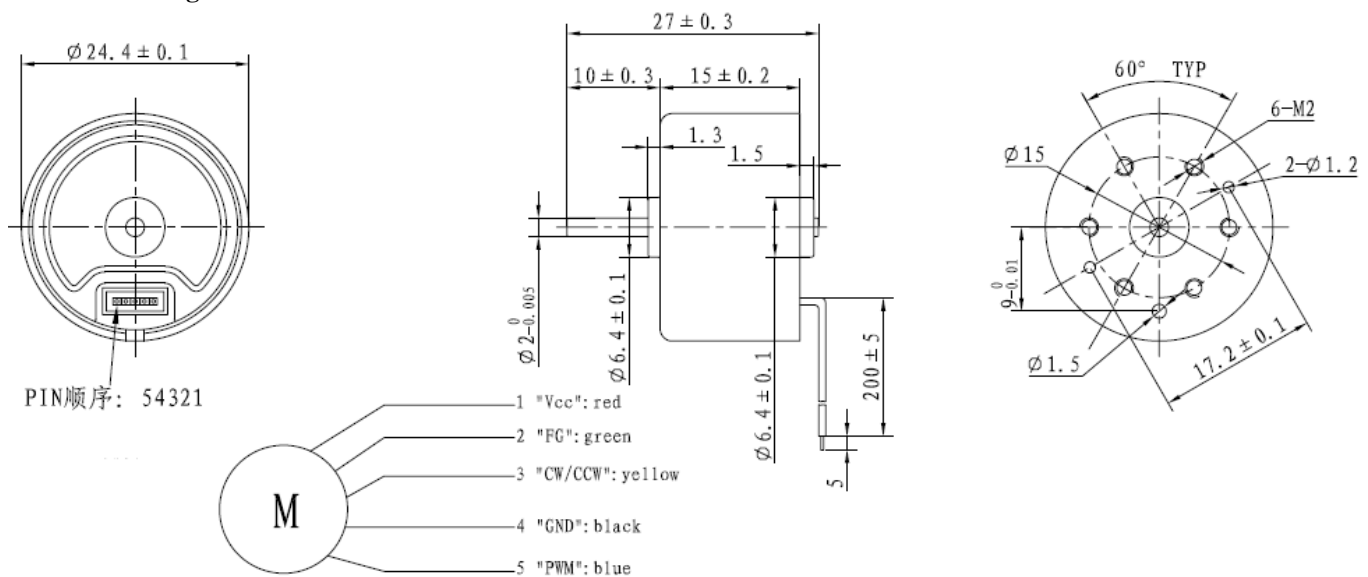
	B2415M	Output Power 输出功率: 0.2W~2W	Weight 重量: 24g (Approx.)
	Brushless DC Motor-Typical Application 直流无刷电机-典型应用 Home Application: White Goods, Small Appliance, Micro Fanner 家用电器: 白色家电, 小家电, 微型电风扇 Medical Apparatus: Medical Pump, Blood Pressure Meter 医疗器械: 医疗泵, 血压计 Industry Device: Instrument & meter, Electric Valve, Optoelectronic device, Office Automation, Multimedia Entertainment device 工业设备: 仪器仪表, 光电设备, 办公自动化, 多媒体娱乐产品, 电动阀门 Business Equipment: Printer, Copier, Projector, Scanner, Cash Register 商业设备: 打印机, 复印机, 投影机, 扫描仪, 点钞机 Personal Care: Hair Dryer, Electric Shaver, Vibrator 个人护理: 风筒, 电动须刨, 震动器		

Model 型号	电压 Voltage(V)		No Load 空载		Rated Load 额定负载			Starting 启动		
	Operating Range	Rated	Speed (rpm)	Current (A)	Torque (mNm)	Speed (rpm)	Current (A)	Output P. (W)	Torque (mNm)	Current (A)
B2415M-S01	8-26	12	6840	0.051	1.962	4350	0.183	0.893	5.35	0.41

Characteristic: CW & CCW, Signal function available, Locked rotor protection, Stepless speed regulation, Low noise, Low EMI, Long life 10000-30000hrs
特征: 双转向, 信号功能, 锁定保护, 无级调速, 低噪音, 低电磁干扰, 超长寿命 10000-30000 小时

Notice: Data in this typical specification sheet are for other certain customer. Voltage, rated torque, speed, current, power and shaft extension feature & dimension can be changed to meet customer specific requirement.
注意: 上述规格仅针对特定客户, 电压、扭矩、转速、电流、功率、输出轴的特征和尺寸等都可以按照客户的特殊要求进行调整。

Outline Drawing 外形图:



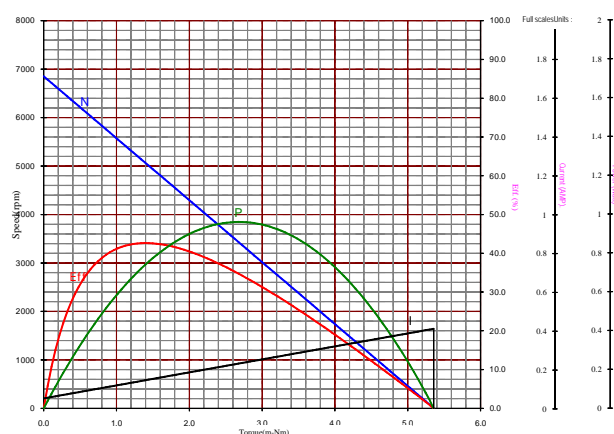
Usable machine screw length 1.5mm max. from motor mounting surface

Unit: Millimeter


Performance Curve 性能曲线:

B2415M-S01

12V



Brushless DC Motor

	B2430M	Output Power 输出功率: 1W~8W	Weight 重量: 51g (Approx.)
	Brushless DC Motor-Typical Application 直流无刷电机-典型应用 Home Application: White Goods, Small Appliance, Fanner, Electric Curtain 家用电器: 白色家电, 小家电, 电风扇, 电动窗帘 Medical Apparatus: Medical Pump, Blood Pressure Meter, Surgery Tools, Medical Stirrer, centrifugal Machine 医疗器械: 医疗泵, 血压计, 手术器械, 搅拌机, 离心机 Industry Equipment: Electric Valve, Portable Screwdriver, Air Pump, Water Pump, Vacuum Pump 电动工具: 电动阀门, 手持电批, 气泵, 水泵, 真空泵 Business Equipment: Printer, Copier, Projector, Scanner, Cash Register 商业设备: 打印机, 复印机, 投影机, 扫描仪, 点钞机 Personal Care: Hair Dryer, Electric Shaver, Massager 个人护理: 风筒, 电动须刨, 按摩器		

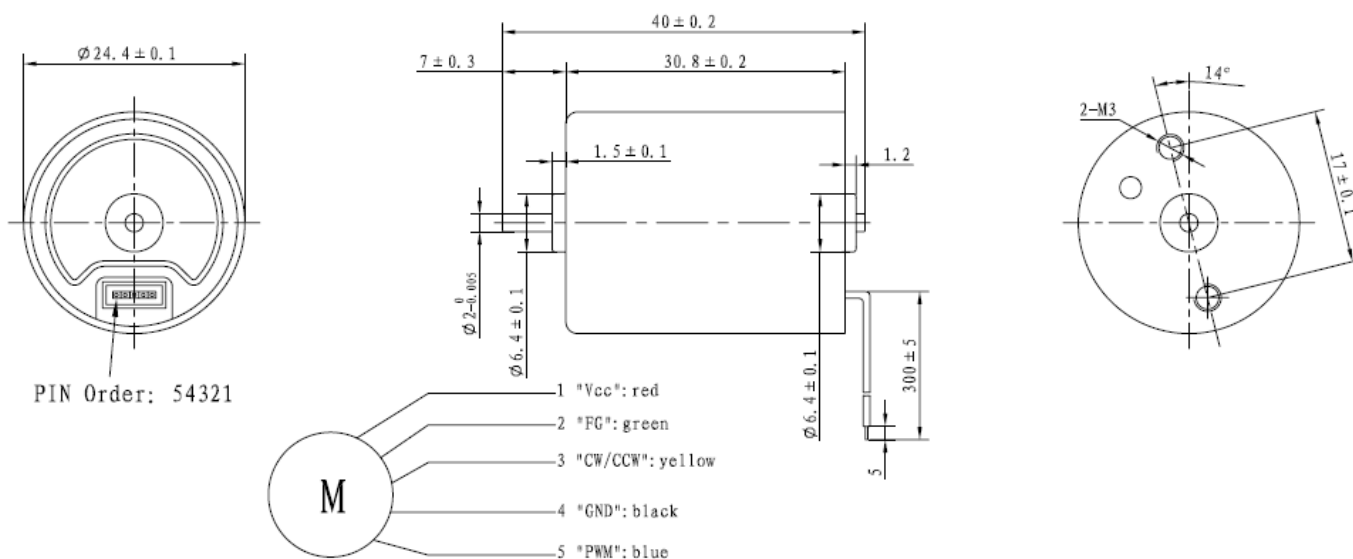
Model 型号	电压 Voltage(V)		No Load 空载		Rated Load 额定负载			Starting 启动		
	Operating Range	Rated	Speed (rpm)	Current (A)	Torque (mNm)	Speed (rpm)	Current (A)	Output P. (W)	Torque (mNm)	Current (A)
B2430M-S01	5-12	6	5380	0.23	3.92	4720	0.61	1.94	13.2	1.5
B2430M-S02	5-12	9	5390	0.11	9.81	3750	0.71	3.85	23.2	1.5
B2430M-S03	8-26	12	8010	0.17	9.32	6150	0.74	6.01	23.5	1.5
B2430M-S04	8-26	24	4570	0.05	6.87	3510	0.18	2.53	29.59	0.64

Characteristic: CW & CCW, Signal function available, Locked rotor protection, Stepless speed regulation, Low noise, Low EMI, Long life 10000-30000hrs **特征:** 双转向, 信号功能, 锁定保护, 无级调速, 低噪音, 低电磁干扰, 超长寿命 10000-30000 小时

Notice: Data in this typical specification sheet are for other certain customer. Voltage, rated torque, speed, current, power and shaft extension feature & dimension can be changed to meet customer specific requirement.

注意: 上述规格仅针对特定客户, 电压、扭矩、转速、电流、功率、输出轴的特征和尺寸等都可以按照客户的特殊要求进行调整。

Outline Drawing 外形图:



Usable machine screw length 2.0mm max. from motor mounting surface

Unit: Millimeter

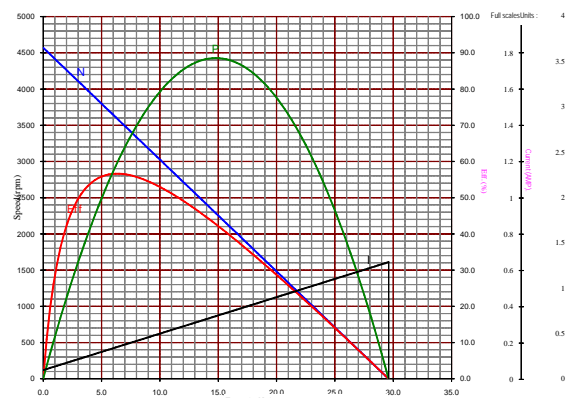
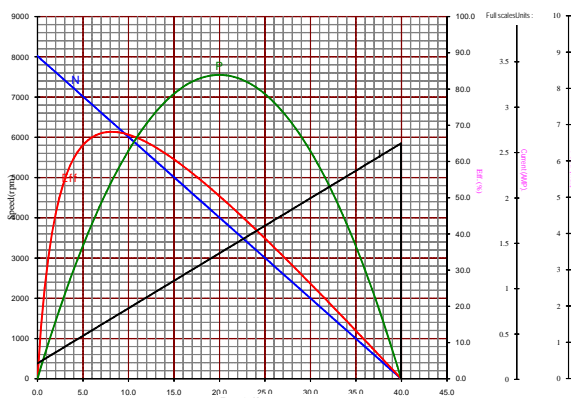
Performance Curve 性能曲线:

B2430M-S02

12V

B2430M-S04

24V



Brushless DC Motor

	B2418M	Output Power 输出功率: 1W~6W	Weight 重量: 30g (Approx.)
	Brushless DC Motor-Typical Application 直流无刷电机-典型应用 Home Application: White Goods, Small Appliance, Small Fanner, Electric Cooker 家用电器: 白色家电, 小家电, 小型风扇, 电饭煲 Medical Apparatus: Medical Pump, Medical Stirrer, Centrifugal Machine 医疗器械: 医疗泵, 医用搅拌器, 离心机 Industry Apparatus: Electric Valve, Portable Screwdriver, Air Pump, Water Pump, Vacuum Pump 电动工具: 电动阀门, 手持电批, 气泵, 水泵, 真空泵 Business Equipment: Printer, Copier, Projector, Scanner, Cash Register, Card Sender 商业设备: 打印机, 复印机, 投影机, 扫描仪, 点钞机, 发卡机 Personal Care: Hair Curler, Hair Straightener, Hair Dryer, Electric Shaver, Massager, Vibrator 个人护理: 卷发器, 风筒, 电动须刨, 按摩器, 直发器		

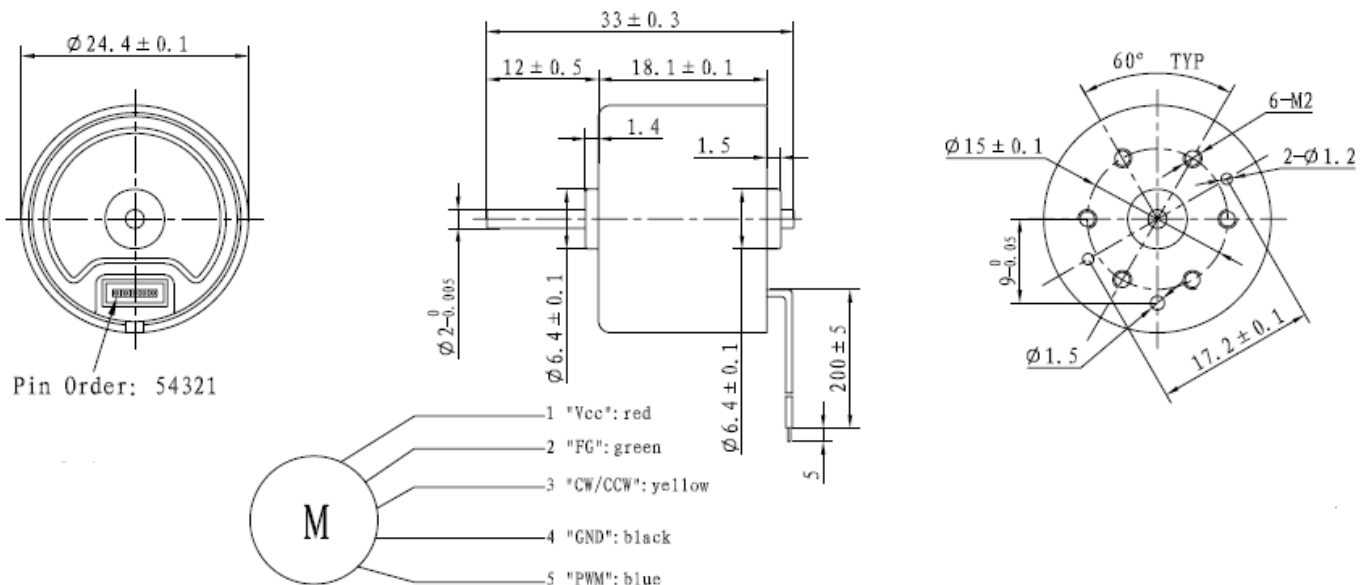
Model 型号	电压 Voltage(V)		No Load 空载		Rated Load 额定负载				Starting 启动	
	Operating Range	Rated	Speed (rpm)	Current (A)	Torque (mNm)	Speed (rpm)	Current (A)	Output P. (W)	Torque (mNm)	Current (A)
B2418M-S01	5-12	6	9260	0.21	2.45	7490	0.61	1.93	6.2	1.20
B2418M-S02	8-26	12	6520	0.08	2.45	4660	0.24	1.2	8.4	0.65
B2418M-S03	58-26	12	12420	0.127	2.94	9580	0.43	2.96	12.8	1.47
B2418M-S04	8-26	24	12770	0.065	5.89	9280	0.41	5.72	21.5	1.32
B2418M-S05	8-26	24	8660	0.055	2.94	6690	0.169	2.06	12.8	0.55

Characteristic: CW & CCW, Signal function available, Locked rotor protection, Stepless speed regulation, Low noise, Low EMI, Long life 10000-30000hrs **特征:** 双转向, 信号功能, 锁定保护, 无级调速, 低噪音, 低电磁干扰, 超长寿命 10000-30000 小时

Notice: Data in this typical specification sheet are for other certain customer. Voltage, rated torque, speed, current, power and shaft extension feature & dimension can be changed to meet customer specific requirement.

注意: 上述规格仅针对特定客户, 电压、扭矩、转速、电流、功率、输出轴的特征和尺寸等都可以按照客户的特殊要求进行调整。

Outline Drawing 外形图: Usable machine screw length 1.5mm max from motor mounting surface Unit: Millimeter



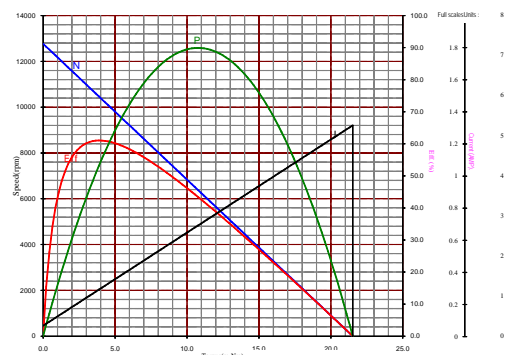
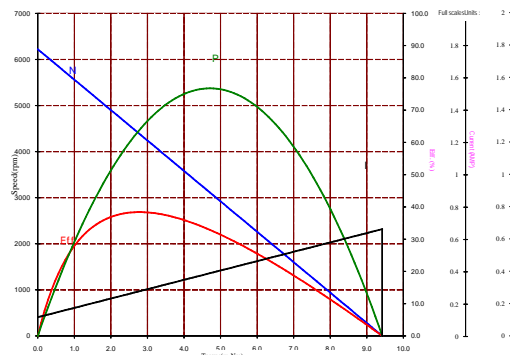
Performance Curve 性能曲线:

B2418M-S02

12V

B2418M-S04

24V



Brushless DC Motor

	B2838M	Output Power 输出功率: 1W~16W	Weight 重量: 75g (Approx.)
	Brushless DC Motor-Typical Application 直流无刷电机-典型应用 Home Application: White Goods, Small Appliance, Fanner, Electric Curtain 家用电器: 白色家电, 小家电, 电风扇, 电动窗帘 Medical Apparatus: Medical Pump, Blood Pressure Meter, Surgery Tools, Medical Stirrer, centrifugal Machine 医疗器械: 医疗泵, 血压计, 手术器械, 搅拌机, 离心机 Industry Equipment: Electric Valve, Portable Screwdriver, Air Pump, Water Pump, Vacuum Pump 电动工具: 电动阀门, 手持电批, 气泵, 水泵, 真空泵 Business Equipment: Printer, Copier, Projector, Scanner, Cash Register 商业设备: 打印机, 复印机, 投影机, 扫描仪, 点钞机 Personal Care: Hair Dryer, Electric Shaver, Massager 个人护理: 风筒, 电动须刨, 按摩器		

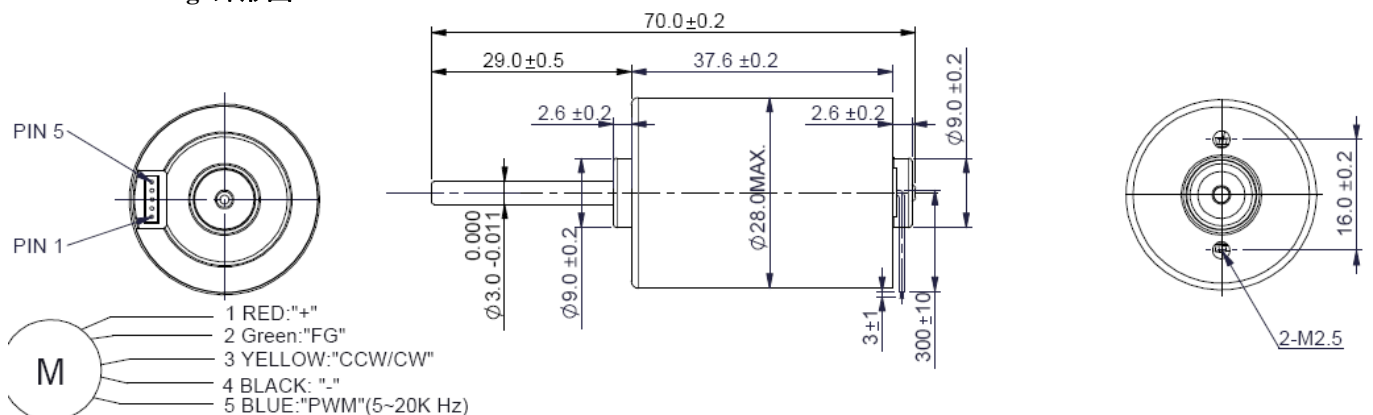
Model 型号	电压 Voltage(V)		No Load 空载		Rated Load 额定负载			Starting 启动		
	Operating Range	Rated	Speed (rpm)	Current (A)	Torque (mNm)	Speed (rpm)	Current (A)	Output P. (W)	Torque (mNm)	Current (A)
B2838M-S01	6-12	7.4	4930	0.27	7.0	4170	0.86	3.06	22.5	2.00
B2838M-S02	8-26	12	4480	0.11	12.0	3210	0.57	4.04	42.4	1.72
B2838M-S03	8-26	24	6660	0.08	18.0	4780	0.57	9.01	63.65	1.83
B2838M-S04	8-26	24	8590	0.14	24.0	5850	1.03	14.70	51.2	2.00
B2838M-S05	8-26	24	15060	0.32	19.92	12630	1.58	4.62	119.6	8.00

Characteristic: CW & CCW, Signal function available, Locked rotor protection, Stepless speed regulation, Low noise, Low EMI, Long life 10000-30000hrs **特征:** 双转向, 信号功能, 锁定保护, 无级调速, 低噪音, 低电磁干扰, 超长寿命 10000-30000 小时

Notice: Data in this typical specification sheet are for other certain customer. Voltage, rated torque, speed, current, power and shaft extension feature & dimension can be changed to meet customer specific requirement.

注意: 上述规格仅针对特定客户, 电压、扭矩、转速、电流、功率、输出轴的特征和尺寸等都可以按照客户的特殊要求进行调整。

Outline Drawing 外形图:



Usable machine screw length 3.0mm max. from motor mounting surface

Unit: Millimeter

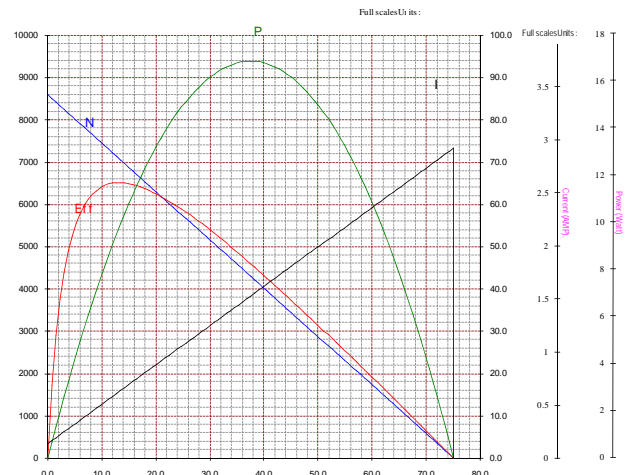
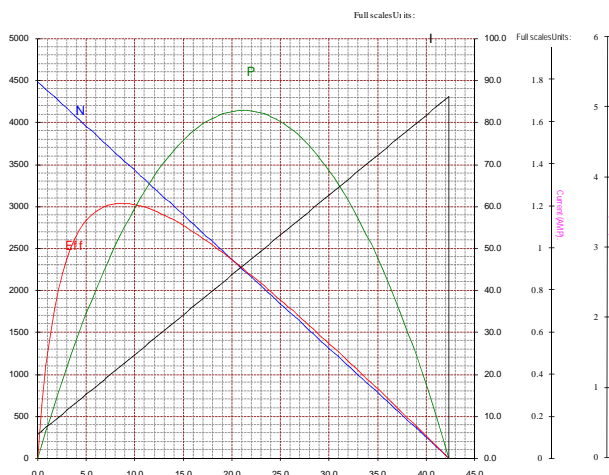
Performance Curve 性能曲线:

B2838M-S02


12V

B2838M-S04

24V



Brushless DC Motor

	B3020S	Outer Rotor	Output Power 输出功 率: 0.3W~12W	Weight 重量: 75g (Approx.)
		外转子		
3-Phase Brushless DC Motor-Typical Application 三相无刷直流电机-典型应用 Home Application: Small Electric Fanner, USB Fan, Small Air Freshener, Electric Cooker 家用电器: 小功率电风扇, USB 电风扇, 小功率空气清新机, 电饭煲 Medical Apparatus: Medical Pump, Medical Blower, Super-Silence Fan 医疗器械: 医疗泵, 超静 音风扇 Industry Equipment: Electric Valve, Actuator 工业设备: 电动阀门、致动器 Business Equipment: Printer, Copier, Projector 商业设备: 打印机, 复印机, 投影机 Personal Care: Shaver, Hair Dryer, Massager 个人护理: 电动剃须刀, 风筒, 按摩器				

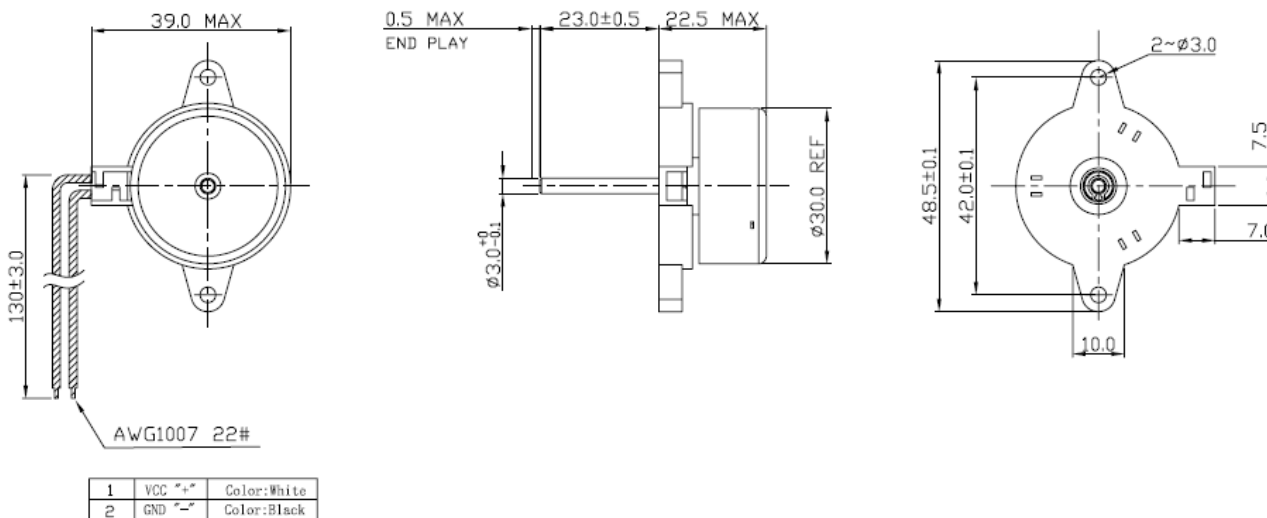
Model 型号	电压 Voltage(V)		No Load 空载		Rated Load 额定负载				Starting 启动	
	Operating Range	Rated	Speed (rpm)	Current (A)	Torque (mNm)	Speed (rpm)	Current (A)	Output P. (W)	Torque (mNm)	Current (A)
B3020S-S01 (RU-M)	5-12	5	4600	0.26	1.472	4150	0.36	0.64	15.12	1.29
B3020S-S02(NdFeB)	5-12	5	3060	0.19	6.308	2130	0.42	1.41	20.56	0.96
B3020S-S03 (RU-M)	8-26	12	11450	0.17	4.433	8530	0.49	3.96	17.39	1.44
B3020S-S04(NdFeB)	8-26	12	7090	0.19	9.391	5440	0.63	5.35	40.54	2.09
B3020S-S05 (RU-M)	8-26	24	14680	0.11	5.886	7810	0.37	4.82	12.57	0.66
B3020S-S06(NdFeB)	8-26	24	11450	0.15	10.864	9050	0.57	10.30	51.89	2.16

Characteristic: CW & CCW, Signal function available, Locked rotor protection, Stepless speed regulation, Low noise, Low EMI, Long life 10000-30000hrs **特征:** 双转向, 信号功能, 锁定保护, 无级调速, 低噪音, 低电磁干扰, 超长寿命 10000-30000 小时

Notice: Data in this typical specification sheet are for other certain customer. Voltage, rated torque, speed, current, power and shaft extension feature & dimension can be changed to meet customer specific requirement.

注意: 上述规格仅针对特定客户, 电压、扭矩、转速、电流、功率、输出轴的特征和尺寸等都可以按照客户的特殊要求进行调整。

Outline Drawing 外形图: (Unit: Millimeter)



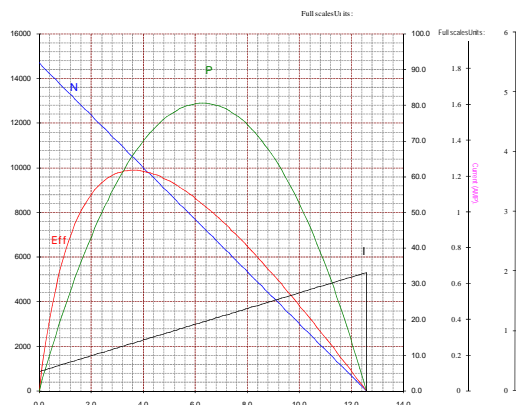
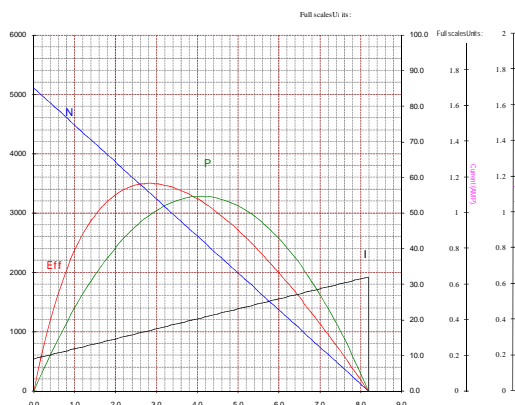
Performance Curve 性能曲线:

B3020S-S01

5V DC

B3020S-S05

24V DC



Brushless DC Motor

	B3630M	Output Power 输出功率: 1W~16W	Weight 重量: 110g (Approx.)
	Brushless DC Motor-Typical Application 直流无刷电机-典型应用 Home Application: White Goods, Small Appliance, Fanner, Electric Curtain 家用电器: 白色家电, 小家电, 风扇, 电动窗帘 Medical Apparatus: Medical Pump, Surgery Tools, Medical Stirrer, centrifugal Machine 医疗器械: 医疗泵, 手术器械, 搅拌机, 离心机 Industry Equipment: Electric Valve, Actuator, Small Pump 工业设备: 阀门, 致动器, 小型泵 Business Equipment: Printer, Copier, Projector, ATM, Vending Machine 商业设备: 打印机, 复印机, 投影机, ATM机, 售卖机 Personal Care: Hair Dryer, Electric Shaver, Massager 个人护理: 风筒, 电动须刨, 按摩器		

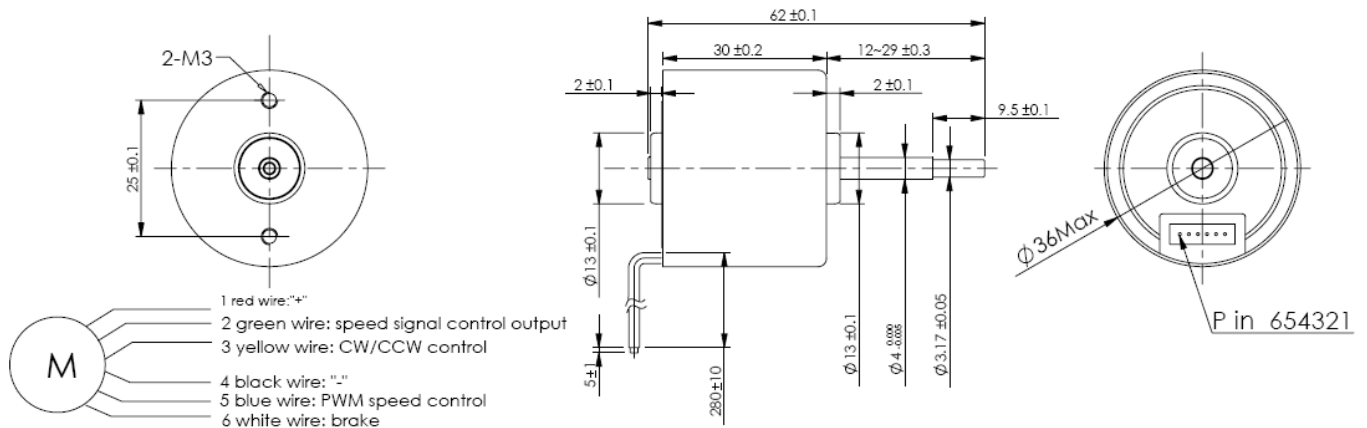
Model 型号	电压 Voltage(V)		No Load 空载		Rated Load 额定负载				Starting 启动	
	Operating Range	Rated	Speed (rpm)	Current (A)	Torque (mNm)	Speed (rpm)	Current (A)	Output P. (W)	Torque (mNm)	Current (A)
B3630M-S01	5-12	6	2940	0.39	10.00	2270	0.91	2.38	44.05	2.68
B3630M-S02	8-26	12	5200	0.27	14.72	4260	0.90	6.56	81.30	3.75
B3630M-S03	8-26	24	6970	0.20	19.62	5640	0.76	11.58	102.51	3.13

Characteristic: CW & CCW, Signal function available, Locked rotor protection, Stepless speed regulation, Low noise, Low EMI, Long life 10000-50000hrs
特征: 双转向, 信号功能, 锁定保护, 无级调速, 低噪音, 低电磁干扰, 超长寿命 10000-50000 小时

Notice: Data in this typical specification sheet are for other certain customer. Voltage, rated torque, speed, current, power and shaft extension feature & dimension can be changed to meet customer specific requirement.

注意: 上述规格仅针对特定客户, 电压、扭矩、转速、电流、功率、输出轴的特征和尺寸等都可以按照客户的特殊要求进行调整。

Outline Drawing 外形图: Usable machine screw length 3.0mm max from motor mounting surface Unit: Millimeter



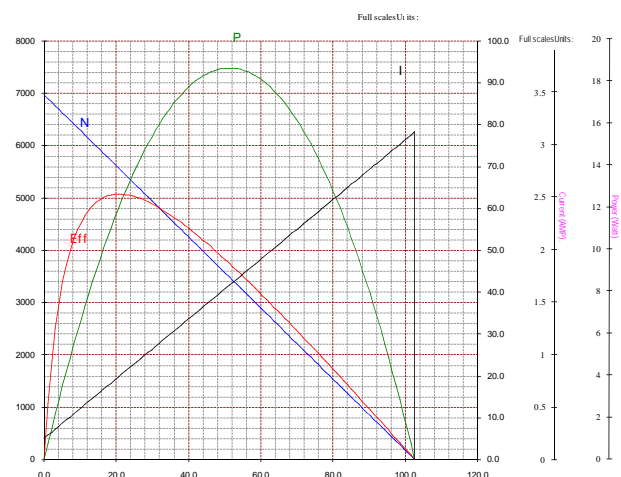
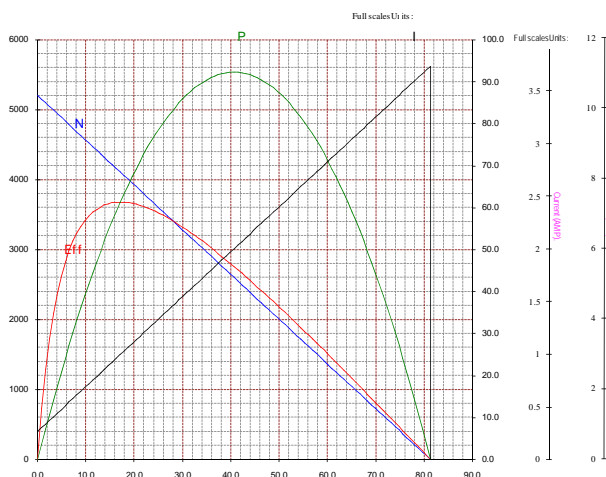
Performance Curve 性能曲线:

B3630M-S02

12V

B3630M-S03

24V



Brushless DC Motor

	B3657M	Output Power 输出功率: 5W~60W	Weight 重量: 220g (Approx.)
	Brushless DC Motor-Typical Application 直流无刷电机-典型应用 Home Application: White Goods, Small Appliance, Fanner, Coffee Machine, Milk Tea Machine 家用电器: 白色家电, 小家电, 风扇, 咖啡机, 奶茶机 Medical Apparatus: Medical Pump, Surgery Tools, Medical Stirrer, centrifugal Machine 医疗器械: 医疗泵, 手术器械, 搅拌机, 离心机 Power Tools: Screwdriver, Drill, Air Compressor 电动工具: 电动螺丝批, 电钻, 气体压缩机 Business Equipment: Printer, Copier, Projector, ATM, Vending Machine 商业设备: 打印机, 复印机, 投影机, ATM机, 售货机 Personal Care: Hair Dryer, Electric Shaver, Massager 个人护理: 风筒, 电动剃须, 按摩器		

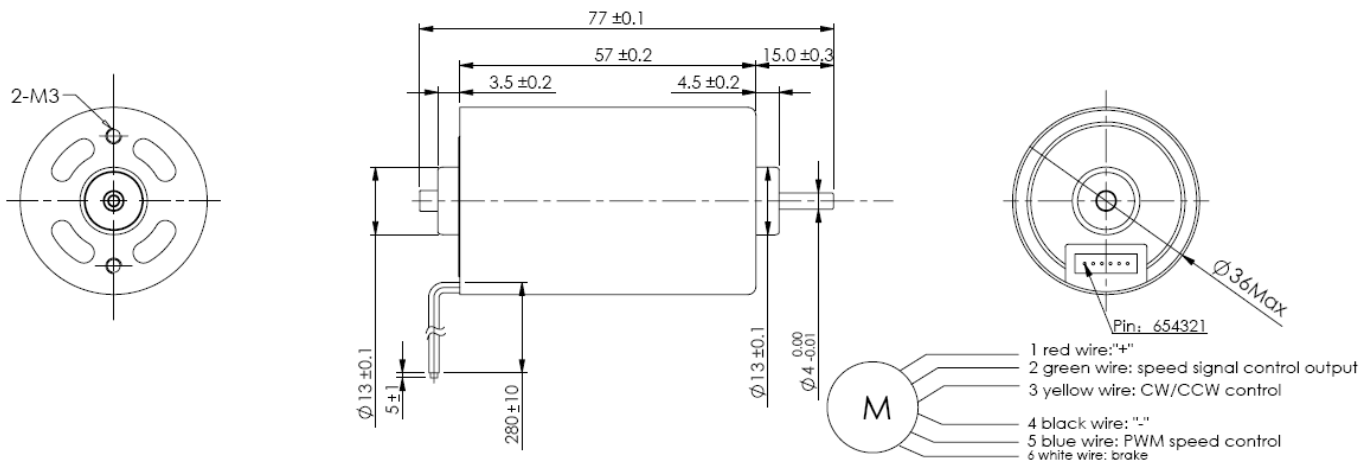
Model 型号	电压 Voltage(V)		No Load 空载		Rated Load 额定负载			Starting 启动		
	Operating Range	Rated	Speed (rpm)	Current (A)	Torque (mNm)	Speed (rpm)	Current (A)	Output P. (W)	Torque (mNm)	Current (A)
B3657M-S01	8-26	12	3170	0.26	29.4	2460	1.15	7.6	181.5	6.00
B3657M-S02	8-26	12	3100	0.24	40.22	2560	1.31	10.78	215.8	6.00
B3657M-S03	8-26	24	6830	0.34	40.20	6134	1.48	25.80	195.0	6.00
B3657M-S04	8-26	24	5390	0.24	98.10	3680	2.51	37.76	249.9	6.00

Characteristic: CW & CCW, Signal function available, Locked rotor protection, Stepless speed regulation, Low noise, Low EMI, Long life 10000-50000hrs **特征:** 双转向, 信号功能, 锁定保护, 无级调速, 低噪音, 低电磁干扰, 超长寿命 10000-50000 小时

Notice: Data in this typical specification sheet are for other certain customer. Voltage, rated torque, speed, current, power and shaft extension feature & dimension can be changed to meet customer specific requirement.

注意: 上述规格仅针对特定客户, 电压、扭矩、转速、电流、功率、输出轴的特征和尺寸等都可以按照客户的特殊要求进行调整。

Outline Drawing 外形图: Usable machine screw length 4.0mm max from motor mounting surface Unit: Millimeter



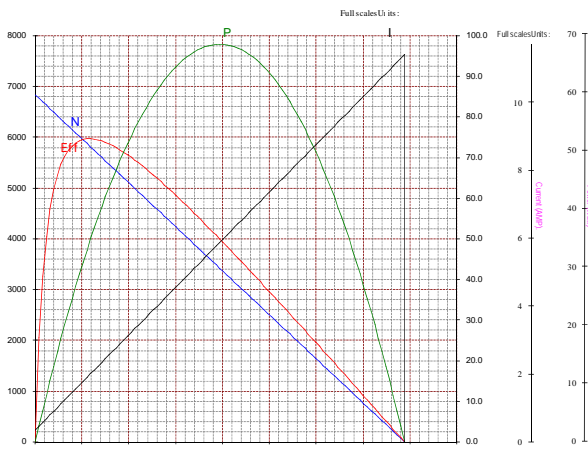
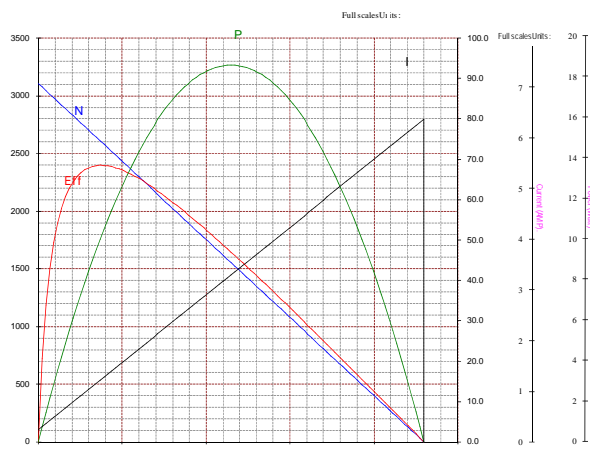
Performance Curve 性能曲线:

B3657M-S02

12V

B3657M-S03

24V



Brushless DC Motor

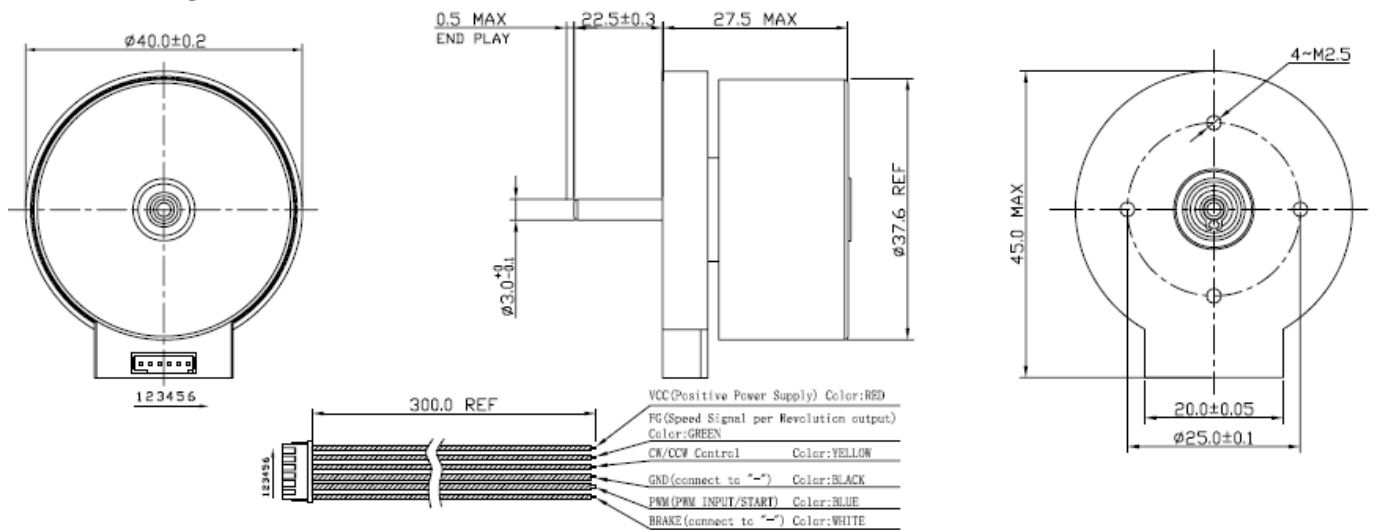
	<h2>B3725S</h2>	Outer Rotor	Output Power 输出功率	Weight 重量: 120g
		外转子	率: 2W~25W	(Approx.)
Brushless DC Motor-Typical Application 直流无刷电机-典型应用 Home Application: White Goods, Small Appliance, Electric Fanner, Stirrer 家用电器：白色家电，小家电，电风扇，搅拌器 Medical Apparatus: Medical Pump, Medical Stirrer, centrifugal Machine 医疗器械：医疗泵，医用搅拌机，离心机 Instrument & Meter: Microscope, measurement meter 仪器仪表：显微镜，测量仪器 Industry Facility: Electric Valve, Linear Actuator 工业设备：电动阀门，线性驱动器 Business Equipment: Printer, Copier, Projector, ATM, Vending Machine 商业设备：打印机，复印机，投影机，ATM机，售卖机 Personal Care: Portable Air Filter 个人护理：便携式空气过滤器				

Model 型号	电压 Voltage(V)		No Load 空载		Rated Load 额定负载				Starting 启动	
	Operating Range	Rated	Speed (rpm)	Current (A)	Torque (mNm)	Speed (rpm)	Current (A)	Output P. (W)	Torque (mNm)	Current (A)
B3725S-S01	8-26	12	3390	0.12	39.24	2120	1.30	8.73	80	2.5
B3725S-S02	8-26	16	4850	0.20	29.14	4100	1.10	12.53	78	2.5
B3725S-S03	8-26	24	4460	0.13	42.97	3300	0.93	14.98	129	2.5

Characteristic: CW & CCW, Signal function available, Locked rotor protection, Stepless speed regulation, Low noise, Low EMI, Long life 10000-30000hrs
特征：双转向，信号功能，锁定保护，无级调速，低噪音，低电磁干扰，超长寿命 10000-30000 小时

Notice: Data in this typical specification sheet are for other certain customer. Voltage, rated torque, speed, current, power and shaft extension feature & dimension can be changed to meet customer specific requirement.
注意：上述规格仅针对特定客户，电压、扭矩、转速、电流、功率、输出轴的特征和尺寸等都可以按照客户的特殊要求进行调整。

Outline Drawing 外形图: (Unit: Millimeter)



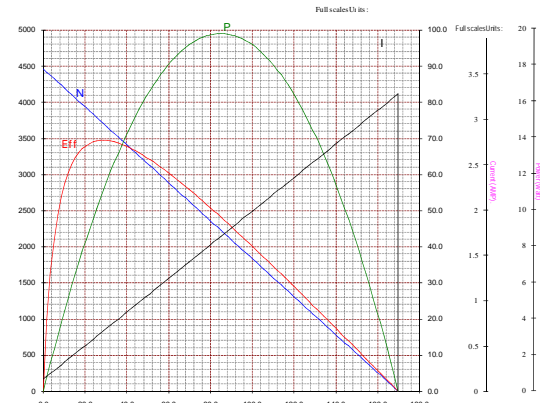
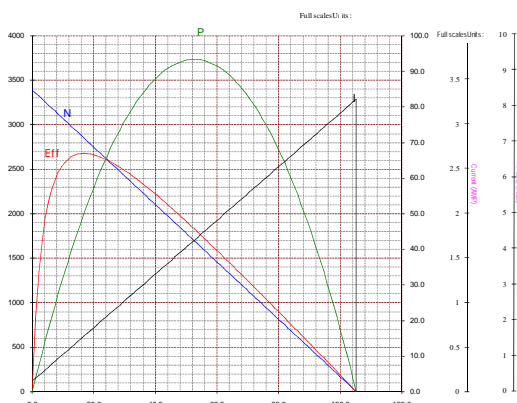
Performance Curve 性能曲线:

B3725S-S01

12V DC

B3725S-S03

24V DC



Brushless DC Motor

	B4235M	Output Power 输出功率: 5W~35W	Weight 重量: 160g (Approx.)
	Brushless DC Motor-Typical Application 直流无刷电机-典型应用 Home Application: White Goods, Small Appliance, Fanner, Coffee Machine, Milk Tea Machine 家用电器: 白色家电, 小家电, 无风叶电风扇, 有风叶风扇, 咖啡机, 奶茶机 Medical Apparatus: Medical Pump, Surgery Tools, Medical Stirrer, centrifugal Machine 医疗器械: 医疗泵, 手术器械, 搅拌器, 离心机 Power Tools: Screwdriver, Drill, Air Compressor 电动工具: 电动螺丝批, 电钻, 气体压缩机 Industry Equipment: Electric Valve, Actuator 工业设备: 电动阀门, 致动器 Business Equipment: Printer, Copier, Projector, ATM, Vending Machine 商业设备: 打印机, 复印机, 投影机, ATM机, 售卖机 Personal Care: Hair Dryer, Massager, Vibrator 个人护理: 风筒, 按摩器, 震动器		

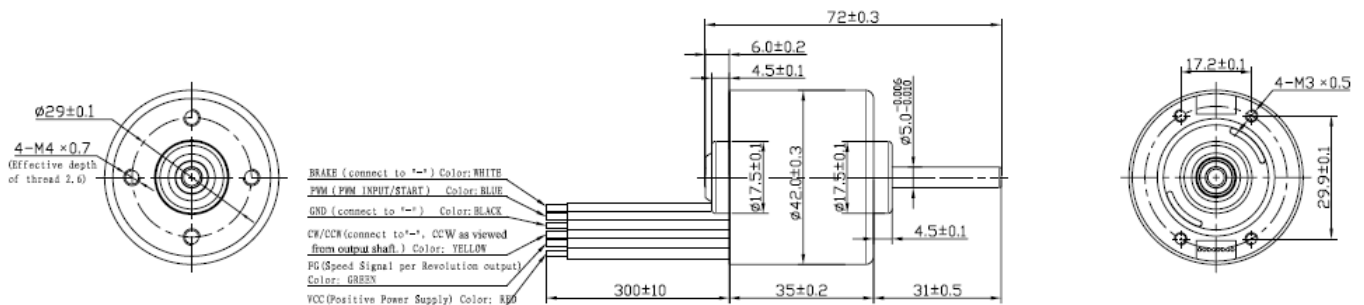
Model 型号	电压 Voltage(V)		No Load 空载		Rated Load 额定负载				Starting 起动	
	Operating Range	Rated	Speed (rpm)	Current (A)	Torque (mNm)	Speed (rpm)	Current (A)	Output P. (W)	Torque (mNm)	Current (A)
B4235M-S01	8-26	12	2860	0.21	40.2	2050	1.16	8.62	141.0	3.55
B4235M-S02	8-26	24	6370	0.30	35.0	5100	1.17	18.72	175.8	4.64
B4235M-S03	8-26	24	9400	0.53	18.05	8530	1.16	16.12	194.9	7.37

Characteristic: CW & CCW, Signal function available, Locked rotor protection, Stepless speed regulation, Low noise, Low EMI, Long life 10000-50000hrs **特征:** 双转向, 信号功能, 锁定保护, 无级调速, 低噪音, 低电磁干扰, 超长寿命 10000-50000 小时

Notice: Data in this typical specification sheet are for other certain customer. Voltage, rated torque, speed, current, power and shaft extension feature & dimension can be changed to meet customer specific requirement.

注意: 上述规格仅针对特定客户, 电压、扭矩、转速、电流、功率、输出轴的特征和尺寸等都可以按照客户的特殊要求进行调整。

Outline Drawing 外形图:



Usable machine screw length 4.0mm max. from motor mounting surface

Unit: Millimeter

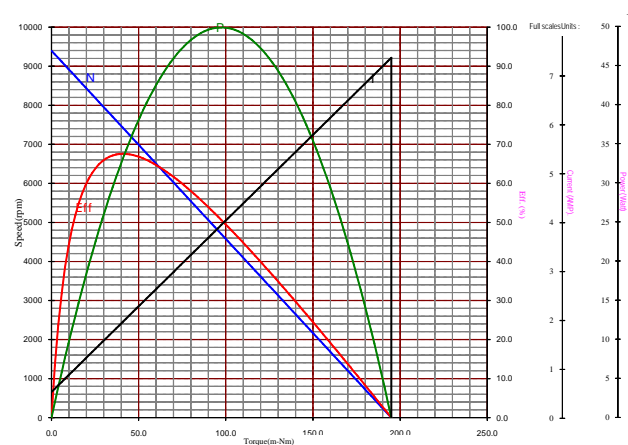
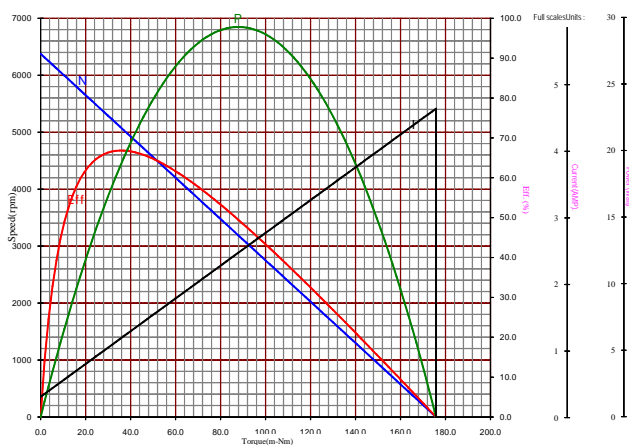
Performance Curve 性能曲线:

B4235M-S02


24V

B4235M-S03

24V



Brushless DC Motor

	B5665M	Output Power 输出功率: 35W~150W	Weight 重量: 385g (Approx.)
	Brushless DC Motor-Typical Application 直流无刷电机-典型应用 Home Application: White Goods, Cross-flow Fan, Electric Fan, Electric Window & Door, Blender 家用电器: 白色家电、贯流风机、电风扇、电动门窗、搅拌机 Medical Apparatus: Medical Bed, Electric Wheel Chair, Surgery Tools, Operating Table, Centrifugal Machine 医疗器械: 医疗床、电动轮椅、手术器械、手术台、离心机 Power Tools: Screwdriver, Drill, Air Compressor 电动工具: 电动螺丝批、电钻、气体压缩机 Business Equipment: Printer, Copier, Projector, ATM, Vending Machine, Shredder 商业设备: 打印机、复印机、投影机、ATM机、售卖机、碎纸机 Personal Care: Massager, Vibrator 个人护理: 按摩器、震动器		

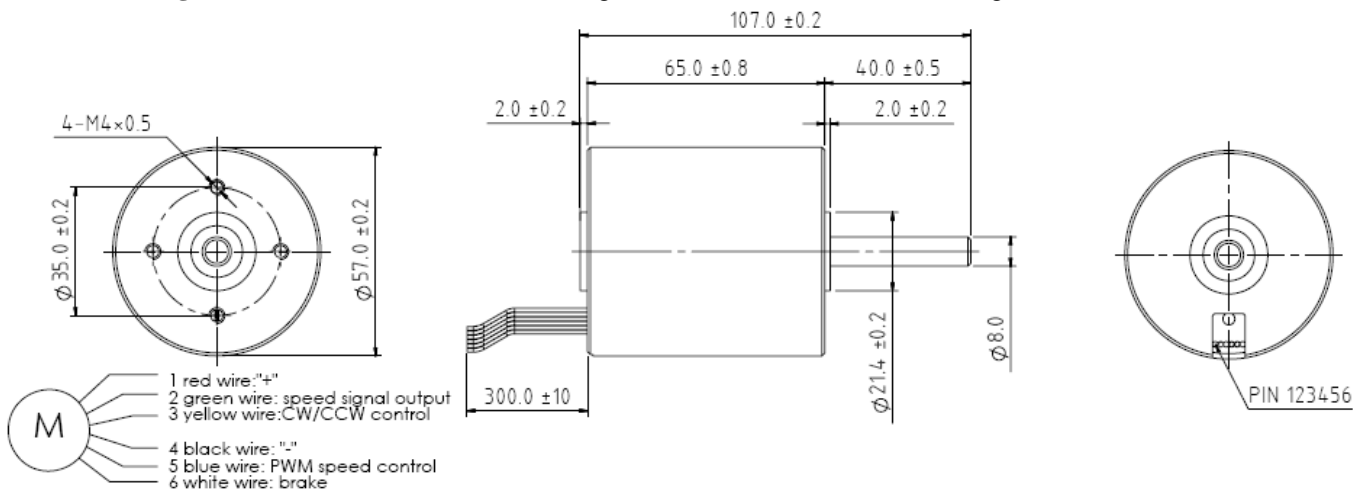
Model 型号	电压 Voltage(V)		No Load 空载		Rated Load 额定负载				Starting 启动	
	Operating Range	Rated	Speed (rpm)	Current (A)	Torque (mNm)	Speed (rpm)	Current (A)	Output P. (W)	Torque (mNm)	Current (A)
B5665M-S01	8-26	12	3610	0.98	150	2500	4.88	39.2	286	8.0
B5665M-S2 (N35)	8-26	12	2090	0.53	250	1690	5.27	44.2	413	8.0
B5665M-S03	8-26	24	3600	0.45	190	3000	3.84	60.0	490	8.0
B5665M-S04 (N35)	8-26	24	2360	0.29	480	1580	5.42	79.5	737	8.0
B5665M-S05	12-50	36	4350	0.38	180	3210	2.22	60.5	464	5.0
B5665M-S06 (N35)	12-50	36	3490	0.29	500	2700	5.51	141.1	758	8.0

Characteristic: CW & CCW, Signal function available, Locked rotor protection, Stepless speed regulation, Low noise, Low EMI, Long life 10000-50000hrs
特征: 双转向, 信号功能, 锁定保护, 无级调速, 低噪音, 低电磁干扰, 超长寿命 10000-50000 小时

Notice: Data in this typical specification sheet are for other certain customer. Voltage, rated torque, speed, current, power and shaft extension feature & dimension can be changed to meet customer specific requirement.

注意: 上述规格仅针对特定客户, 电压、扭矩、转速、电流、功率、输出轴的特征和尺寸等都可以按照客户的特殊要求进行调整。

Outline Drawing 外形图: Usable machine screw length 6.0mm max from motor mounting surface Unit: Millimeter



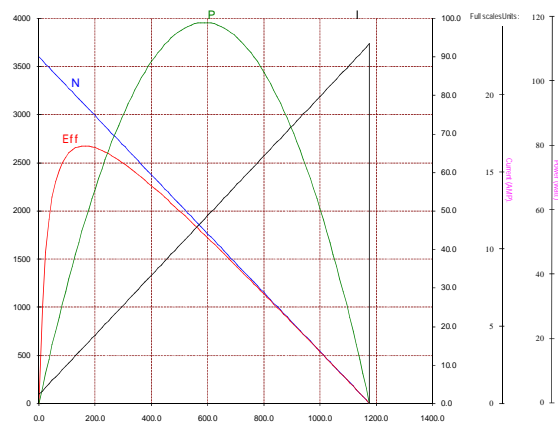
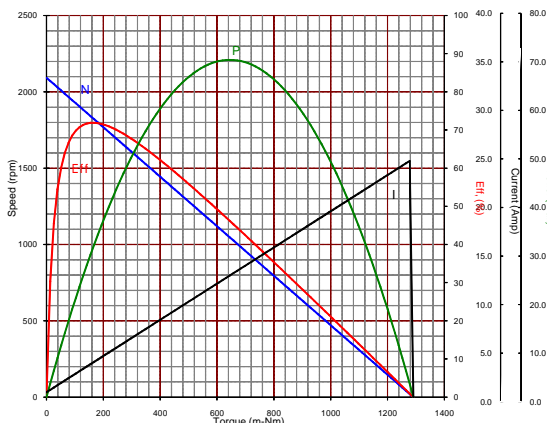
Performance Curve 性能曲线:

B5665M-S02


12V

B5665M-S03

24V



Brushless DC Motor

	B9080M	Output Power 输出功率: 40W~450W	Weight 重量: 1200g (Approx.)
	Brushless DC Motor-Typical Application 直流无刷电机-典型应用 Automobile Parts: Auto Pumps, Electro Carrier, Auto Actuator 汽车泵, 电动小车, 汽车致动器 Home Application: Electric Window, Electric Door, Blender, Shredder, Meat Grinder 家用电器: 电动窗, 电动门, 搅拌机, 绞肉机, 粉碎机 Medical Apparatus: Medical Bed, Electric Wheel Chair, Surgery Tools, Operating Table, Centrifugal Machine 医疗器械: 医疗床, 电动轮椅, 手术器械, 手术台, 离心机 Power Tools: Screwdriver, Drill, Air Compressor 电动工具: 电动螺丝批, 电钻, 气体压缩机 Industry Equipment: Power Machine, Transmission gear equipment 工业设备: 动力、传动设备 Personal Life Product: Massager, Sport Apparatus 个人生活产品: 按摩器, 运动器材		

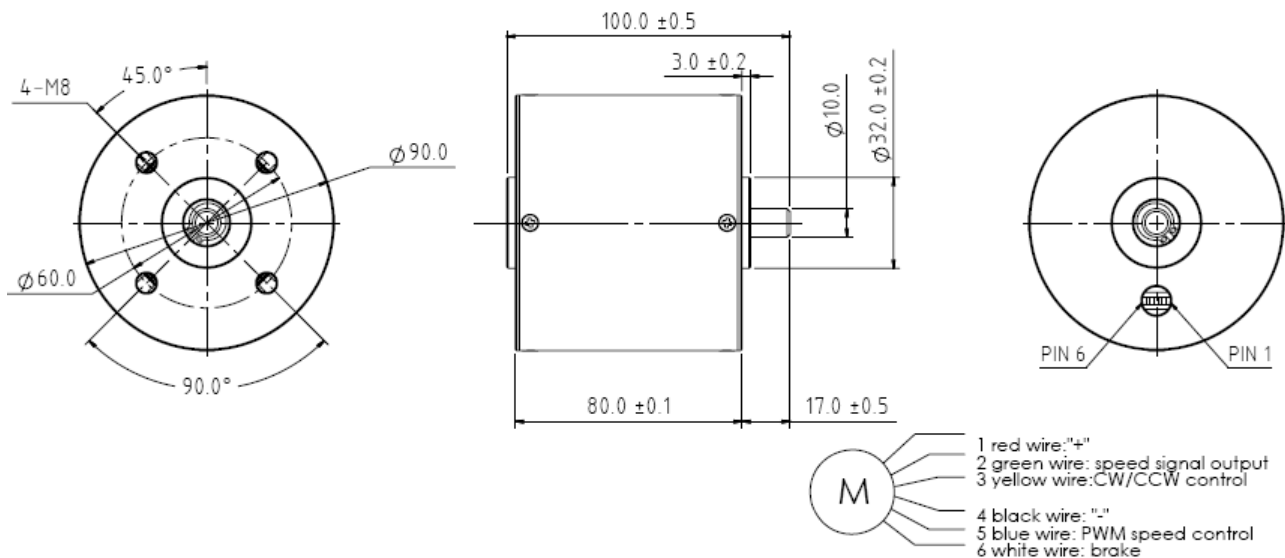
Model 型号	电压 Voltage(V)		No Load 空载		Rated Load 额定负载				Stall 锁定	
	Operating Range	Rated	Speed (rpm)	Current (A)	Torque (mNm)	Speed (rpm)	Current (A)	Output P. (W)	Torque (mNm)	Current (A)
B9080M-S01	8-28	12	2050	0.91	250	1750	5.22	45.7	1670	29.7
B9080M-S02	8-28	24	3380	0.74	500	2820	7.75	147.5	3002	42.8
B9080M-S03	30-60	36	4520	0.65	800	3500	10.6	292.9	3535	44.8
B9080M-S04	30-60	48	4950	0.54	1000	3900	10.7	408	4731	48.8

Characteristic: CW & CCW, Signal function available, Locked rotor protection, Stepless speed regulation, Low noise, Low EMI, Long life 10000-50000hrs
特征: 双转向, 信号功能, 锁定保护, 无极调速, 低噪音, 低电磁干扰, 超长寿命 10000-50000 小时

Notice: Data in this typical specification sheet are for other certain customer, the specific BLDC motor performance and dimension can be changed by adjusting winding, magnetic field, controller parameter and relevant mechanical factor to meet different customer requirement.

注意: 上述规格仅针对特定客户, 对于您的特殊要求, 可以通过调整绕组、磁场、控制参数和相关机械参数来达到您的不同要求。

Outline Drawing 外形图:



Usable machine screw length 8.0mm max. from motor mounting surface

Unit: Millimeter

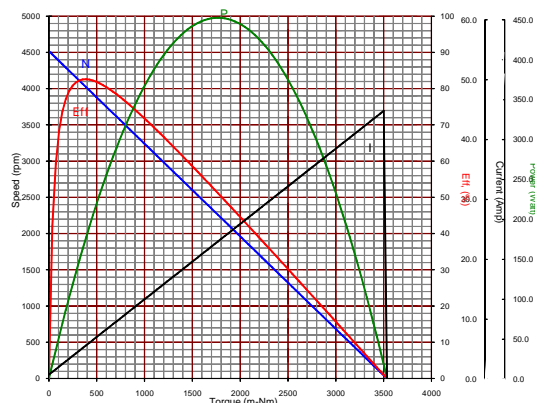
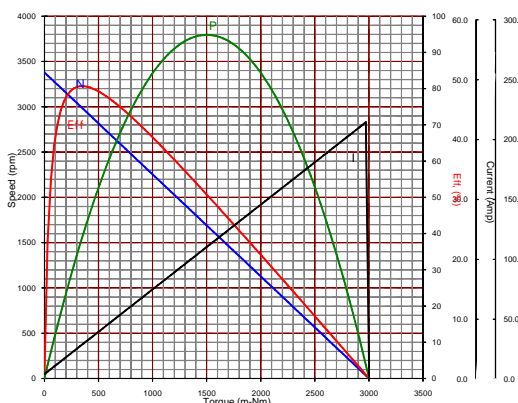
Performance Curve 性能曲线:

B90A0M-S02


24V

B90A0M-S03

36V



Brushless DC Motor

	B6030S	Outer Rotor	Output Power 输出功率	Weight 重量: 305g (Approx.)
		外转子	率: 5W~80W	
Brushless DC Motor-Typical Application 直流无刷电机-典型应用				
Home Application: White Goods, Small Appliance, Electric Fanner, Stirrer, Cross-flow Fan 家用电器: 白色家电, 小家电, 电风扇, 搅拌机, 贯流风机				
Medical Apparatus: Medical Pump, Medical Stirrer, centrifugal Machine 医疗器械: 医疗泵, 医用搅拌机, 离心机				
Industry Equipment: Air Compressor, Electric Valve 工业设备: 气体压缩机, 电动阀门				
Business Equipment: Printer, Copier, Projector, ATM, Vending Machine, Shredder 商业设备: 打印机, 复印机, 投影机, ATM机, 售卖机, 碎纸机				
Personal Care: Hair Dryer, Massager 个人护理: 风筒, 按摩器				

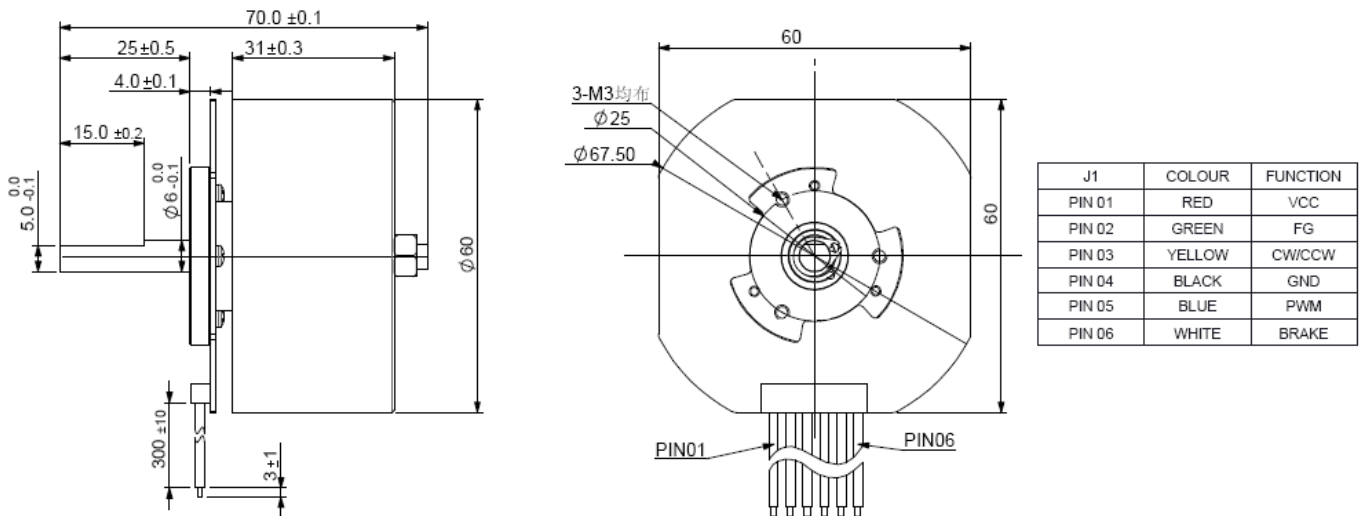
Model 型号	电压 Voltage(V)		No Load 空载		Rated Load 额定负载			Starting 启动		
	Operating Range	Rated	Speed (rpm)	Current (A)	Torque (mNm)	Speed (rpm)	Current (A)	Output P. (W)	Torque (mNm)	Current (A)
B6030S-S01	85-265 ac	220 ac	2300	0.13	294	1370	0.57	42.3	730	1.22
B6030S-S02	8-26	24	2990	0.46	196	2220	2.48	45.6	762	8.00
B6030S-S03	8-26	12	1996	0.65	117.7	1430	2.35	17.5	410	6.57

Characteristic: CW & CCW, Signal function available, Locked rotor protection, Stepless speed regulation, Low noise, Low EMI, Long life 10000-30000hrs
特征: 双转向, 信号功能, 锁定保护, 无级调速, 低噪音, 低电磁干扰, 超长寿命 10000-30000 小时

Notice: Data in this typical specification sheet are for other certain customer. Voltage, rated torque, speed, current, power and shaft extension feature & dimension can be changed to meet customer specific requirement.

注意: 上述规格仅针对特定客户, 电压、扭矩、转速、电流、功率、输出轴的特征和尺寸等都可以按照客户的特殊要求进行调整。

Outline Drawing 外形图:



Unit: Millimeter

Performance Curve 性能曲线:

B6030S-S02

24V

B6030S-S03

12V

